



Mobility Providers

Aids for Daily Living



HIRE PRICES

<u>Products</u>		<u>Deposit</u>	<u>Per Day</u>	<u>Per week</u>	<u>Per month</u>
Wheelchair	Adult or Children (Transit or Self-propelled)	£80.00	£10.00	£30.00	£90.00
Wheelchair with Leg Raiser		£100.00	£10.00	£30.00	£90.00
Walker - Tri-wheel		£50.00	£8.00	£25.00	£75.00
Crutches	Double Adjustable	£25.00	£5.00	£15.00	£45.00
Walking frame	Adjustable Height	£30.00	£5.00	£15.00	£45.00

Prices listed are subject to change at any time

MOBILITY


<p><u>Whirl Self Propelled Steel Wheelchair</u></p> <p>This wheelchair folds easily, has a half folding back. Black canvas upholstery, sponge clean, solid tyres with quick release back tyre making it lighter for lifting. It has removable padded armrests. Max user weight: 115kg (18st). Wheel chair weight: 14.5kg Also available as Transit</p>		<p><u>Swift Silver Aluminium Transit Wheelchair</u></p> <p>This wheelchair has all solid tyres, half folding back with attendant operated cable brakes on the handles. It has fixed padded armrests and black canvas back and seat. Max user weight: 115kg (18st) Wheel chair weight: 10kg. Also available in Self Propelled with removable back wheels</p>	
---	---	--	---


<p><u>Escape Lite Aluminium Transit Wheelchair</u></p> <p>Sponge clean, black canvas upholstery. Easily folded with half folding back and attendant operated cable brakes, solid tyres and seat belt included. Available in three colours Blue, purple & Russet orange. Max user weight: 100kg (15st) Wheelchair weight: 11.5kg</p>		<p><u>Travel wheelchair in Bag</u></p> <p>Padded back canvas which folds in half for easy storage. The chair has solid tyres and folds easily to go into a carry bag. Padded armrests. The chair weighs only 9kg. Max user weight: 135kg (21st).</p>	
--	--	---	--


We have various other transit and self propelled wheelchairs in stock.


Please ask for information.


We also hire out wheelchairs


<p><u>Wheelchair Fleece</u></p> <p>This natural pure wool fleece gives comfort to those who spend a long time sat in chairs. It helps to prevent pressure sores, absorbs moisture and gives warmth in the winter and is cool in the summer. Washable on wool cycle and is flame retardant. The fleece fits with securing loops to all standard wheelchairs. Can be used elsewhere in other chairs.</p>	
---	---


<p>Standard and Memory Foam Cushions</p> <p>Standard Foam cushion - A firm cushion, ideal for occasional wheelchair use. Has a wipe clean cover. 5cm (2") and 8cm (3") thickness available.</p> <p>Memory Foam Cushion - Layers of memory foam and medium density foam for support and distribution of pressure. Has a wipe clean cover. (various sizes available)</p>	
---	---


<p>Wheelchair comfy covers & Rain covers</p> <p>Wheelchair Comfy Cover - A warm cosy cover with a waterproof outer and a luxury fleece liner, this keeps you protected in cold winds. The cover has a full length zip at the front and a back panel to keep draughts out. Hip sizes: small-up to 91cm (36"), medium 94 – 110 cm (37"-43"), large 112 – 125cm (44"-49"), Extra large 127 – 140cm) 50"-55". Colours: Royal Blue, Grey, Maroon.</p> <p>Wheelchair-Rain Cover - All in one heavy duty waterproof nylon cover. It has an elasticated hem to ensure a close fit and a neckline zip. Sizes: medium-up to 5' 4" tall and large - up to 6' tall. With or without sleeves. Colours: Royal Blue, Grey, Maroon.</p> <p>Wheelchair & Scooter ponchos The Wheelchair and scooter Ponchos are water and windproof, unlined for compactness, lightweight and easily stored.</p>	
---	--


<p>Wheelchair Safety Strap & Belt</p> <p>Woven nylon safety belt that secures around the waist with a strong Velcro fastening and secures to the sides of the wheelchair to prevent the user toppling out. For waists up to 48" (120cms). Width 5cm (2"). Another quick release buckle type strap also available.</p>	
--	---


<p>Economy Wheelchair Bag</p> <p>This black bag is made of a strong waterproof washable nylon fabric. It fits over the back of the wheelchair with loops that slip over the attendant handles. It has a zip top and strong carry handles. Maximum safe load 5kg. Size: 35 x 40 x 15 cm (14" x 15.5" x 6").</p>	
---	---


<p>Folding Walking Frame</p> <p>A sturdy, oblong shaped frame; adjustable height without wheels. Each side folds inwards. Max user weight: 180kg (28st)</p>	
--	---


Adjustable Walking Frame	
<p>Lightweight frame, made from anodised aluminium alloy tubing. Three adjustable height frames available. 66 – 74cm (26"-29"), 76 – 84cm (30"- 33") and 86 – 94cm (34"- 37").</p> <p>Wheels can be bought separately and added to these frames to aid mobility. (Picture shows frame + wheels).</p> <p>Max user weight: 160kg (25 st)</p> <p>We also hire out Frames, please ask for details.</p>	


Net Bag	
<p>Made from knotted nylon cord; will attach to most walking frames, at the top and bottom of the frame.</p>	


Buckingham Caddy	
<p>A tray with a deep holder for carrying items. The caddy fits on top of walking frames. Only to be used on walking frames with wheels.</p>	


Apron Bag for Frames	
<p>A strong and durable wraparound bag made of washable nylon. This fits around the top edge of the frame. It has three roomy storage compartments, consisting of a large central pocket at the front and smaller pockets on either side.</p>	


Tri-Wheel Walker	
<p>A lightweight walker with lockable cable braking system on the handles. The wheels have solid tyres and the frame can be folded when not in use. Available in blue, orange or purple. Bag is included.</p> <p>Max user weight: 125kg (20st). The walker weighs 5kg</p> <p>Tri-wheel walker Bag as well as Basket & Tray are available as accessories</p> <p>We also hire out Tri-Wheel Walkers. Please ask for details.</p>	


Aluminium Rollator	
<p>The Aluminium Rollator is a walking aid offering many design features. This lightweight highly durable product is height adjustable. The anatomic handgrips and arthritic friendly loop cable brakes mean the Rollator is very easy to use for people with little grip power. The padded seat flips up to reveal an under seat storage basket. The unit also folds easily for storage. Max user weight: 160kg (25 st). Available in variety of colours.</p>	


Two Way Rollator & Transit Chair Combination	
<p>This innovative product can be used as either a Rollator or a Transit wheel chair – the user can walk by themselves with the support of a Rollator or can be pushed by an attendant. It has height adjustable handles with cable brakes.</p> <p>Max user weight: 160kg (25st)</p>	


Elbow Crutches	
<p>The crutches are double adjustable in height, both in cuff to handgrip and leg section. They are constructed from lightweight aluminium.</p> <p>Also available are crutches with Ergonomic and anatomic designed Handles.</p> <p>Max user weight: 160Kg (25st)</p> <p>We also hire out crutches. Please ask for details.</p>	


Quadrupeds & Tripods	
<p>Quadrupeds: This is a traditional adjustable stick but with the extra stability of a small quad base. The handle is a cushioned, soft grip style.</p> <p>Adjustable height: 74 – 97cm (29" - 38")</p> <p>Tripods: A strong lightweight adjustable metal tripod walking stick designed to give additional stability over a normal walking stick</p> <p>Max user weight: 115kg (18 st)</p>	


Aluminium Stick Stool	
<p>A robust, lightweight seat that folds up to form a walking stick, offering both support and a place to rest when needed. Height when closed 86cm (34")</p> <p>Seat to floor height 56cm (22"). Weight: 2.4kg,</p> <p>Seat dimension: 46 x 20cm (18" x 8")</p> <p>Max user weight: 115kg (18st).</p>	

<p>Cane Seat</p> <p>A robust, lightweight seat that folds up to form a walking stick, offering both support and a place to rest when needed. Walking stick and seat all in one! Convenient and lightweight at just 1.2kg. Height adjustable 86 – 97cm (34" – 38") when folded. Seat Dia. 22cm (8.5"), Seat to floor adjustable 48 – 56cm (19" – 22") Max user weight: 115kg (18st)</p>	
---	--

<p>Walking Sticks</p> <p><u>Adjustable, lightweight, aluminium Folding Walking Sticks</u> –This is in four sections with a strong elasticated cord, which enables the stick to be folded when not in use. Available in choice of colours and heights.</p> <p><u>Folding Ergonomic handle Sticks</u> - with ergonomically shaped handles to evenly distribute the pressure across the palm. Available in right and left hand versions. Available in different colours.</p> <p>WE CAN CUT ALL WALKING STICKS TO THE DESIRED LENGTH</p>	
--	---

<p>Walking Stick & Crutches Accessories</p> <p><u>Rubber Ferrules</u> - Rubber tips for walking sticks, frames and crutches to minimise slipping. Various sizes available, in black or grey.</p> <p><u>Walking Stick Grip</u> - Clever gadget that fits to the stick to enable it to be hung from the edge of a flat surface e.g. a table.</p> <p><u>Wrist Straps</u> - A nylon strap, with an elasticated loop; that fits to the shaft enabling the stick to be hung over the wrist.</p> <p><u>Walking Stick Clip</u> - This double clip device is fitted onto a wheelchair or walker and can be used to hold canes or reachers.</p>	
--	--

<p>Turntable</p> <p>Placed on the floor the patient to stands on the turntable which enables the carer to turn the patient around for easy transfer e.g. wheelchair to bed. Made from ABS plastic with non-slip studs on underside. Max user weight: 115kg (18st)</p>	
--	---

<p>Revolving Seat Cushion</p> <p>Placed on the car seat, the cushion swivels 360 Degree, on a turntable mounted on wooden ball bearings. Ideal for vehicles or chairs. Diameter 39cm (15"), Max user weight: 158kg (25st). Weight of revolving cushion: 1kg Do not use on driver seat whilst driving.</p>	
---	---

PERSONAL CARE

Bath Seat

The slatted design enables water to drain through easily. Small suction pads are attached to the feet of the frame for extra stability. Available in three heights. 15cm (6"), 20cm (8") and 30 cm (12")
Max. user weight- 190kg (27st)



Bath Board

The slatted design enables water to drain through. It is manufactured from engineered plastic with steel reinforcement.
Available in two lengths. 66cm (26"), 71cm (28")
Max. user weight- 159 kg (25st)



Bathlift Bathmaster Deltis


This battery operated reclining bathlift comes with some new features. With an easily manageable, lightweight all plastic construction it is easy to clean and maintain, and is strong and robust which provides complete stability and security when getting in and out of a bath. Simple and easy to operate. Lightly press the pads on the handset, which are textured to assist the visually impaired, and the seat rises to the height of the bath then gently lowers the user to the bottom of the bath. An audible bleep and a warning light indicates when the battery needs charging. This can be after about 9 full lifts for average weight people. The back and seat simply click together for easy installation and removal, and it has a 3 year guarantee on all parts. Max. user weight: 140kg (22st)
The Deltis comes complete, but with a range of optional extras. Shown here with swivel transfer seat. White covers available.






Bathlift


This ultra modern bathlift was developed with the help of Nursing Professionals. It is the lightest bathlift on the market at 9.3kg and also the lowest at 6cm. Other features are: hygienic cutaway, quick charge lithium battery, easy to dismantle for storage, waterproof floating hand control and many more. It has a lifetime guarantee on frame and motor and 1 year on charger. Max. user weight 159kg (25st). Blue or white covers available.





Cork Step Box	
<p>This cork top step has a non-slip finish which makes it suitable for use in the bathroom as well as around the house.</p> <p>Dimensions: L 40 x W 30 x H 12 cm (16" x 11 x 5")</p> <p>Max. user weight: 125kg (20st)</p>	

Adjustable Height Bath Step	
<p>This has four layers that lock together. Each layer is 1"high, so adjusting to a maximum height of 10cm (4"). Step size 46 x 36cm (18"x14").</p> <p>Max user weight: 190kg (30st.)</p>	

Perching Stool		
<p>These stools are specially designed for use in the shower, bathroom or kitchen. The front of the seat is 40mm lower than the back. The steel legs are widely spaced for stability and fitted with large non-marking rubber feet.</p> <p>Adjustable seat height 50 – 66cm (20"-26"). Available in three styles; as a standard stool, or with arms, or with arms and padded back.</p> <p>Maximum user weight- 140kg (22st).</p>		

Wall mounted Shower Seat	
<p>The wall mounted aluminium epoxy coated frame folds back when not in use. The seat should be fitted to a solid wall. Two legs drop down at the front for added stability.</p> <p>Maximum user weight: 190kg (30st)</p>	

Non-Slip Bath Mat & Shower Mat	
<p>Rubber non-slip mats, with suction pads for firm grip. The 'basket weave' surface reduces the risk of slipping while standing. Multiple drainage holes allow water to drain off the surface quickly.</p> <p>Available in white.</p>	

Bathroom Safety Rail	
<p>For getting in and out of the bath safely. This strong steel bath rail clamps to the side of the bath and is used to steady you when entering and leaving the bath. Finished in white. Rubber padding prevents it from scratching the bath. Can be used on fibreglass or metal baths. Not suitable for use on a roll top bath.</p> <p>Max user weight: 100kg (16st)</p>	

Shampoo Basin - Inflatable

This inflatable heavy duty vinyl shampoo basin is easy to inflate and use. Ideal for those with restricted movement and confined to bed. It is compact and lightweight with flexible drainage hose and stopper. Dimensions: L 62 x W 53 x D 22 cm (24" x 21" x 9")



"X" Tap Turner

Supplied in pairs, 1x red and 1x blue. These useful devices hook over the "X" type of taps for easier turning.



Tap Turners

Easy and adjustable to fit almost any size crystal tap. The long shaped handle offers plenty of leverage to turn taps. Packed 1x red and 1x blue. Supplied as a pair



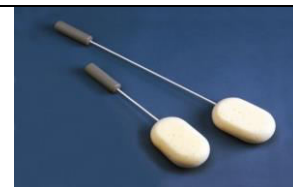
Toe Washer

The Toe washer has an extra long bendable stem with plastic built-up handle and a flat wire frame covered in a white towelling pad for washing between the toes. Extra pad included. Length 71cm (28")



Long handled Sponge Pad

A thick sponge pad on a long plastic coated bendable wire with a comfortable handle, to allow the legs, feet and back to be reached. Available in two lengths 60cm (24") and 38cm (15")



Lotion Applicator

This has a specially designed long handle to help apply lotions, creams and medications to hard to reach places. The long handle is angled in two places for maximum manoeuvrability. Length 30cm (12")

Replacement sponges available in packs of 2.



Raised Toilet Seat

Moulded in a white plastic with a cutaway front channel to facilitate personal cleansing. Easy to fit. 5cm (2"), 10cm (4") and 15cm (6") height available. Also available 10cm (4") with lid.
Maximum user weight- 190kg (30st).



Padded Toilet Seat

Padded foam toilet seat with washable vinyl white cover. Secures with four Velcro straps on the underside of toilet seat.
Available in two heights 5 cm (2") and 10cm (4")



Raised Toilet Seat with Frame

A height adjustable white epoxy coated steel frame with a hinged toilet seat and a white skirt that fits easily over the toilet. The frame has non-slip rubber feet. Height adjustable.
Max user weight: 154kg (24st)



Drop down toilet Rail

Mounted at an appropriate height on a solid wall this trombone shaped rail projects at right angles to the wall. A strong pressure clip holds the rail firmly in the horizontal position but allows the rail to be folded back vertically when not in use.
Available in two lengths 53cm (21") & 76cm (30")
Max user weight: 85kg (13st)



Toilet Safety Frame

White Epoxy coated steel frame with PVC moulded arm rests. The frame has non-slip rubber feet. Adjustable in height, 60cm (24") – 76cm (30").
Footprint measurements, W 58cm (23") x D 54cm (21").
Max user weight: 190kg (30st)




Portable Bidet


A convenient method of bathing the lower part of the body. Moulded in a white A.B.S. plastic, the bidet fits neatly into the toilet bowl. It has a moulded lip for emptying and a built in soap dish. Not suitable with raised toilet seats.





Bed Pans / Bottles (all urinals hold 1ltr)		
Unisex Urinal (economy) with handle & lid		
Male Or Female Urinal - economy with lid		
Male Urinal (Long neck) with lid		
Topper Male Urinal with handle & lid		
Bed Pan no handle no lid		
Fracture Pan with handle & lid		

Pads & Pants	
Today more than 4 million people are faced with incontinence in the UK. Whether active, dependent or independent, these people need effective solutions to manage their bladder weakness. Our incontinence products comprise a range of high quality body-shaped pads and pants to meet individual needs. The products help reduce accidents, odour, and staining and alleviate embarrassment.	

Classic Pads	
Classic incontinence pads are rectangular in shape, and offer a unisex range of cost effective products for managing light to Moderate incontinence. They can also be used as inserts with the all-in-one brief or the pants to re-inforce the level of absorbency. Absorbency – from 300ml to 1 litre.	

Shaped pads	
These shaped pads are an effective solution for managing moderate to severe incontinence. They are soft, comfortable and highly absorbent, offering a range of absorbencies. Double absorbent core, hydrophobic leg cuffs, wetness indicator, odour control. Absorbency – from 1300ml – 2920ml	

Pads for Men	
Anatomically shaped with a secure fit that provides discreet protection against light incontinence. Anti-leakage security, Lock Away Core and Odour Control system for dryness and comfort. Latex free.	

Mesh Pants	
These mesh pants are soft, discrete and comfortable. They are designed to hold the classic or the shaped pads securely in place. The pants are Latex free to avoid any risk of allergy or skin irritation. Sizes available are S, M, L and XL	

All-in-one-Brief

The breathable all-in-one briefs are an effective solution for moderate to heavy incontinence among non-active people. They are also particularly suitable for faecal incontinence. Suitable for those confined to bed. Sizes available S, M, L and XL. Absorbency – from 2200ml to 4060ml



Pull-up Pants

A full range of pull-up pants for managing moderate to heavy incontinence among active people. They are practical and can be worn like any regular underwear, or taken off by tearing the sides, breathable material, odour control, latex free. Sizes available S, M, L, XL



Bed and Chair pads

Designed to provide a high level of protection and softness, our incontinence bed and chair pads are made of fluff, a polyethylene backed sheet and a soft non-woven sheet. The diamond structured distribution of pulp maximises the diffusion of liquid. Available in 3 sizes: 60 x 60cm, 60 x 75cm, 60 x 90cm



Personal Hygiene

Conti Dry Cleansing Wipes - Pack 100

Proform Washcloth - Pack 100

Care Wet Wipes - Pack 80

Cleansing Wet Wipes - Pack 30

Disposable Plastic Aprons - Pack 100

Disposable Plastic Aprons - 69 x 117cm - Pack 200

Latex Gloves – powder free - S M L - boxed 100

Soft Vinyl Gloves – powder free - S M L boxed 100

Disposable Face Masks

Gel Hand Sanitiser 50 ml, 100ml, 250ml

Cleansing Foam Clinisan

Cleansing Foam Senset 300ml

Pouch Pants – Standard for Ladies and Gents

Elasticated waist and legs. These pants can hold the absorbent pouch pads. Cotton fabric.

Waist

XS 61 – 74cm (24" - 29"), **S** 75 – 90cm (30" – 35")

M 91 – 105cm (36" – 41"), **L** 106 - 121cm (42" – 47")


XL 122 - 137cm (48" – 53"), **XXL** 138 – 152cm (54" 60")


XXXL 153 – 170cm (61" – 66"),

Waterproof Pants				
These pants are made from Actifresh PVC and have been designed to provide added protection. The pants are priced according to HIP size.				
81cm (32"), 86cm (34"), 91cm (36")	112cm (44"), 117cm (46"), 122cm (48")			
96cm (38"), 101cm (40"), 106cm (42")	132cm (52"), 142cm (56"), 152cm (60")			

Absorbent washable Bed sheet & Chair pads with waterproof backing		
These bed sheets and chair pads have a one way urine barrier system that keeps the patients dry, and helps ensure a more restful night sleep. The sheet/chair pad is used quilted side up, washable, and comprises of four layers. The bottom layer being waterproof and flame retardant. These bed sheets/Chair pads must be washed before use at a min 60 deg. C temperature in order to activate the fibres. Holds 3 litres.		
Absorbent Bed Sheets - Approx. size 91 x 91cm (36" x 36") single		
Absorbent Bed Sheets - Approx. size 137 x 91cm (54" x 36") double		
Absorbent Chair Pads 45 x 65cm		
Absorbent Chair Pads 50 x 60cm		

Mattress Protectors and Covers		
Basic mattress protector - single (up to 9" depth, 23cm)		
Basic mattress protector - double (up to 9" depth, 23cm)		
Care mattress Protector – single (up to 9" depth, 23cm)		
Care mattress Protector – double (up to 9" depth, 23cm)		
Mattress protector - Terry Towelling (up to 10" depth- 25cm) single		
Mattress protector - Terry towelling (up to 10" depth- 25cm) double		
Mattress protector - Terry towelling (up to 10" depth- 25cm) king		
Duvet Protector - single		
Pillow Protector - terry towelling packs of two		
Pillow Protector - PVC		

Commode – Height Adjustable	
<p>A brown tubular steel frame with a toilet seat and pan. A removable vinyl seat cover gives access to the toilet seat and removable pan.</p> <p>The commode is height adjustable.</p> <p>Max user weight: 127kg (20st)</p>	

Basket Weave Commode	
<p>A wooden frame with woven fibre with a removable seat. The seat covers the toilet seat and pan. A convenient commode that looks like a traditional armchair, discreet and stylish.</p> <p>Seat size : 44 x 46 cm (17" x 18")</p> <p>Max user weight: 160kg (25st)</p>	

Mobile Commode with footplates

This sturdy chrome plated steel construction mobile commode has detachable arms that enable the patient to transfer sideways, 4 swivel brake castors, embossed comfortable, padded seat, hygienic easy to clean seat, removable pan, comfortable moulded armrests and can be wheeled over a standard toilet. Pushing handle fitted as standard.

It has detachable footplates.

Seat size w 46 x D 55 x H 50cm (18" x 21" x 19")

Max user weight: 190kg (30st)



Bio Care Bags

The Bio Care Bag is a commode potty liner containing a special sheet that absorbs and gels waste. After use the liner is sealed with a draw string, removed and disposed into normal household rubbish as the bag is bio-degradable. Can also be incinerated. Reduces spills and the need to empty and wash the potty every time. Hygienic and easy to use.

Pack of 20



Commode Pan

Suitable for most commodes.



Surface sanitizers & disinfectant Wipes & Sprays

Kill 99.9999% of bacteria - 1000 times more effective than 99.9%

One of the safest, fastest and easiest ways to disinfect any type of surface and leave behind a clean, fresh fragrance. Proven to kill Swine flu (H5N1), Avian flu (H1N1), MRSA, E Coli, Norovirus and Respiratory Syncytial virus* a surrogate for Ebola virus, amongst many others to keep you safe.

Sanitizer wipes are available in packs of 100 and 200, the spray is 750ml

Sani – cloth Surface Disinfectant (70% alcohol)




Waterproof Leg & Arm Protectors


Ideal protection when bathing for a plaster cast or bandaged limb, Will last approximately 2 months in normal use. Latex free, soft neoprene seal. Various sizes available.





AROUND THE HOME


Skin Protecting Fleeces			
LAMBSWOOL BED PAD	76cm x 68.5cm (30" x 27")		
LAMBSWOOL CHAIR PAD	51cm x 45.5cm (20" x 18")		
LAMBSWOOL HEEL PROTECTORS	pair		
LAMBSWOOL ELBOW PROTECTORS	pair		


Economy PVC Inflatable Cushion	
An inexpensive inflatable cushion for improved comfort and air circulation when seated. Inflates easily by mouth and is suitable for people at low risk of developing pressure sores.	
Colour: White	
Size 46cm x 46cm (18" x 18")	


Deluxe Comfort Cushions	
These cushions consist of a 2.5cm (1") luxurious memory foam layer, bonded onto a high density foam base. They are designed to assist in providing pressure relief to the 'boney parts' when sitting for long periods. The memory foam softens with the heat and weight of the body to offer improved pressure distribution. All come with a fabric or waterproof cover, which can be removed for washing. The range consists of a square (various sizes) and coccyx cushion-18"x16"x 3" and a ring cushion - 17" diameter.	


Seat Wedge	
These individually moulded seat wedges are ideal for car as well as any seat at home or work. The cushion tilts the pelvis / spine to the optimum position. Dim: 36cm x 36cm, Variable depths	


Coccyx cushion	
A cushion with a "horseshoe" cut out, which relives pressure on the coccyx area of the spinal tower. Available in Memory foam and standard foam	


Support Cushions – Posture Curve Cushion		
This lumbar support cushion will improve your seating posture, relieving the symptoms of low back pain. Ideal for the car but can also be used in any chair. Can be fastened with removable straps.		
Available in wider support, foam and Memory foam		


Support Cushions – Cumfy Roll Range	
<p>A comfy roll designed to give support to the lumbar region of the back. Available as a Back Cumfy Lumber Roll, or a “D” Roll, fitted with elasticated buckled fixing strap. Usable in cars or chairs.</p>	


Ring Cushion	
<p>Made from flame retardant latex foam at the correct density for sitting, With a layer of memory foam. Relives pressure in tender area. Also available is a smaller foam ring cushion and an inflatable version.</p>	


Support Cushions – Backfriend	
<p>The design of chairs and seats does not always provide good lumbar support. Backfriend is a “seat within a seat” and is convenient to use around the house, garden, office or when travelling. Adjustable hinges ensure that the back rest curve is always at the right height for every individual giving maximum anatomical support in the spinal area. Available as:</p> <p>single padded Back – 11.5” x 19” Seat – 16” x 14.5” double padded Back – 11.5” x 19” Seat – 16” x 14.5”.</p>	


Knee Support Cushion	
<p>A foam Cushion that is a must for those with hip problems, as it allows the spine to assume its natural “S” shape. Touch close fastening, washable valour cover. Dimension: 26 x 26 cm (10" x 10")</p>	


"V" Shaped Pillow & Bed Wedge	
<p><u>"V" Shaped Pillow</u> Support pillow with a soft fibre filling. Can be used in bed or on a chair. Available in two sizes Pillow covers available variety of colours</p> <p><u>Bed Wedge</u> To provide upright or reclining support and comes with a removable cover. Can be used to raise legs.</p>	


Neck Pillow	
<p>The neck pillow is available in memory foam, wool pile and inflatable. These pillows are ideal as neck support for sleeping or for long journeys. Available in Memory foam, Pure wool pile and inflatable neck pillows.</p>	


Neck Collar	
Neck Collar - Foam A soft covered foam collar with Velcro fastening and a slight cut-out for the chin. Neck Collar - Rigid This product consists of two piece semi-rigid plastic neck collar designed to provide firm yet comfortable support to the neck, adjustable, padded edges.	
Both available in XS, S, M, L	


Back Rest	
A deck chair type frame in white enamelled steel with a canvas support. Adjustable to five positions and folds flat when not in use. Max user weight : 110kg (17st) Size: 65 x 56 x 56 cm	


Height Adjustable Cradle	
This plastic coated steel frame is height adjustable- 18"-27". The cradle is used to reduce contact with bed cloths.	


Bed Lever	
This fits under the mattress with a large base for stability. The hand grip is height adjustable. It helps people to pull themselves up from a lying position and gives support when getting in and out of bed. Suitable for Non-slatted bed. Max user weight: 127kg (20st)	


Bed Lever	
This fits under the mattress and is adjustable for single or double bed. The bed lever has a double loop to assist users getting in and out of bed. Max user weight: 127kg (20st)	


Rope Ladder	
Made from a strong cord which attaches to the far end of the bed around the legs of the bed. Plastic hand grips then enables the user to pull themselves upright from a lying to an upright position by using a hand over hand movement along the ladder. Total length: 3 meter.	


Leg Lifter	
The webbing strap with stiffened stem enables the user to move a stiff or immobile leg.	

Sliding Sheet	
The material is doubled to form a tube, ensuring a smooth glide between two surfaces, thus reducing friction for the patient and strain on the carer. Available in various sizes.	

Tablet cutter & Pill Crusher	
<p>Tablet cutter - This Tool is for splitting tablets in two halves for easy swallowing.</p> <p>Pill Crusher – This helps to grind pills into powder, suitable for those who are unable or have difficulty swallowing pills.</p>	

Modular Pill Dispenser		
This small plastic tray has seven compartments with flip up lids for holding up to seven days medication. The lids are marked with letters and Braille. Larger versions available.		
Small 7 Day pill holder	6" long	
Large modular pill dispenser	9" long	
Pill box AM/PM - 7 day		

Weekly – Dispenser for Pills		
Complete with seven clearly labelled containers for each day of the week, each one divided into 4 sections.		

Stockings / Socks / Tights Aid	
<p>Stockings / Socks Aid – A simple device consisting of a shaped, strong, flexible polythene gutter with long straps to pull the sock up the leg.</p> <p>Tights Aid – Double version of above.</p>	

Metal Stocking Aid

This useful device helps user with limited strength or difficulty in bending to pull on difficult stockings, including elastic and compression stocking.



Soft Sock Aid (Terry Arthritic)

This useful device helps the user pull on difficult stockings, the flexible plastic cord makes putting on socks or stockings on the trough a lot easier. The large loop handle at the end of strong strap are great for arthritic sufferers.



Shoe Horns

PVC Shoe Horn - A tough, yellow plastic shoe horn (picture).

Chrome Shoe Horn (Bendable) – made of chrome steel with a built up handle and a flexible spring at the base.

Metal Shoe Horn – Manufactured from a strong white, coated steel rod, this has a shaped steel blade and a soft-grip, hooked handle which can also be used to assist with dressing.



Cosyfeet Slippers and Shoes & Oedema socks

Wide 6E fitting slippers, bootees and shoes which have adjustable Velcro fasteners and are machine washable at 40'. Ideal for problem or swollen feet.



Button Hook, Dressing stick & Zip Puller

Button Hook & zip puller - A looped stainless steel wire with a wooden handle to assist one handed dressing. By pushing the wire through the button hole then placing the loop over the button, the button is then pulled through with a twisting motion. Also has a hook on the opposite end to pull zips.

Dressing stick & zip puller - This wooden stick with rubber tip at one ends, and special double wire hook at the other, is used to pull on or push off garments that cannot be reached easily.



Long handled nail scissors

Ergonomically designed to make nail-cutting easier and more comfortable, these special scissors are long-handled to avoid the need for awkward reaching, and have an extra large lower hand loop for better grip. The high quality angled cutting blade will cut difficult nails with ease.



Toe Care & Bunion Relief

Choose from a comprehensive range of toe and foot care products to cushion and comfort a tender area while also relieving pressure and pain. Our product range includes toe support, toe cushions, toe separators, bunion pressure relief covers, etc. Our range includes Cosyfeet brand of foot care.



Insoles

Get long lasting relief from a range of foot, leg and lower back aches with these excellent, full and three-quarter length medically approved insoles. Designed by podiatrists, they work by re-aligning your feet to their natural position which improves posture, relieves pain and boosts overall comfort. A highly effective product that's suitable for men and women's footwear.



Pedal Exerciser

An upper and lower body exerciser in one. Ideal for gentle exercise to improve circulation and fitness. Also rebuilds strength and movement after regular use. Has non-slip feet and is lightweight, compact and portable with adjustable resistance knob. Weight 2kg.



Gel Ball Hand Exerciser

This is used for finger and hand exercises. Each grade has a firmness that is always consistent. The ball is pleasant to the touch and returns to its original shape. Available in several degrees of resistance firmness.



Writing Grip


Adults and children find the ergonomic pen grips provide comfortable writing to any pen or pencil. Pen grips help alleviate writing discomfort caused by arthritis, RSI, Carpel-Tunnel Syndrome and Writer's Cramp.





Magnetic Bracelets


These copper based magnetic bracelets have been reported to benefit many medical conditions such as Arthritis and Rheumatism. Other aches and pains you may get relief from are headaches, stiff necks, shoulder pain, stress and circulation problems. Various styles and colours.




Wheat Bags – Hot & cold Compress	
Multi-purpose - This wheat filled bag is heated in a microwave for a few minutes to provide warmth and comfort to aching joints and muscles. It can also be used from the freezer as a cold compress.	
Hot & cold Compress – Use as above, this gel filled bag is re-useable for natural pain relief. It has a removable washable cover. They both stay hot/cold for up to 2 hrs.	

Wrist Support	
Neoprene Wrist Strap - A universal design fits both left and right wrists. Features an additional Velcro closure strap which provides extra support.	
Elasticated wrist Support - A lightweight fabric support for short term use. Both available in S, M, L	

Wrist & Thumb Splints	
Wrist Splint This wrist support has a specially designed stabilizer to provide maximum comfort, healing and warmth and all round therapeutic support to the wrist. Available for right or left hand.	
Thumb Splint Designed for people suffering from rheumatic pain, degenerative diseases and weakness of the thumb joint. The Thumb splint has a stabilizer. Both available in Right or Left hand and in S, M, L sizes	

Elbow Support	
Neoprene - Tennis Elbow Support - Helps reduce elbow strain. Lightweight, comfortable and easy to put on with adjustable strap. This support provides great relief.	
Elasticated Elbow Support - A lightweight fabric support for short term use. Available in S, M, L	

Neoprene Back Support	
This belt has Velcro fastening which gives support to the waist area. Two types available, one with 4 metal stays and one without. Sizes available: Small to Extra Large	

Neoprene Knee Support

Elasticated Knee Supports - A lightweight elasticated support, ideal for minor injuries, tapered for a proper, contoured fit. Smooth reinforced edges prevent pinching and bunching.

Neoprene Support (with open or closed patella) - This neoprene support helps with stability around the knee. It has compression straps above and below the knee for added support and stability.

Both available in Small to Extra Large sizes



Ankle support

Neoprene Ankle Support This helps relieve pain, reduce swelling and accelerates healing. Provides effective compression, support and a warming relief to muscles and joints without limiting movement.

Elasticated Ankle Support

Ideal for minor injuries and provides effective support and compression.

Both available in Small to Extra large sizes




Wraps

To provide protection, aid prevention of injury, and give support for the Ankle, Elbow, Knee and Wrist. These lightweight, comfortable, elasticated lengths of material can be wrapped in any position for controlled support. Easy to use, suitable for every day use and fits many sizes.



Newel Rail

White plastic coated steel rail which provides a continuous hand grip around the newel post thus avoiding the need to let go. Available for either left or right newel posts.




Grab Rails


White - plastic coated steel rails, useful and suitable for both indoor and outdoor use where a supportive hand rail is required.


Chrome – chrome plated steel rails with a patterned, indented grip to help prevent hands slipping.


Plastic – made from white PVC and ribbed along their length to provide better grip for wet hands.





Suction Grab Rails	
<p>Powerful suction cup safety handle with comfortable handgrip, ideal for toilet or bathroom when extra balance or stability is needed. Two pressure switches on each end create a strong vacuum. Simply release the switches to remove the handle easily - ideal to take on holiday or visiting friends. No drilling holes or mess, the handle can be placed in any angle around the home. Several lengths available.</p>	

Step stool with handle	
<p>This Safety Step-Up Stool has chrome-plated finish, non-tip design, and features a 85cm high handle platform. The stool features steel-reinforced rubber tips, non-skid ribbed rubber mat.</p> <p>Weight Capacity 120 kg.</p> <p>Stool Specifications: H 22 x W 25 x D 35 cm</p> <p>Step without hand rail available to order.</p>	

Handi Reachers	
<p>A lightweight, long-handled reacher which assists those who have difficulty bending or reaching up. Ideal for picking up objects that are out of reach. It has a small magnet on the end for attracting pins, paper clips etc.</p> <p>Available in two lengths 66cm (26"), 80cm (32")</p>	

The Pickup Reacher	
<p>The same as the Easireacher (above) but the head rotates and the jaw is more rounded making it ideal for reaching tins and jars etc.</p> <p>Available in three lengths 60cm (24"), 75cm (30"), 90cm (35")</p>	

Key Holder / Turner	
<p>This simple plastic moulding gives a secure handle to a Mortice or Yale type key. It can hold up to three keys.</p> <p>Yale knob turner also available to order.</p>	

Book / Magazine Stand	
<p>A lightweight stand which holds books open and upright for reading without using hands. 9 height adjustments.</p>	


Magnifier with LED light

This glass lens magnifier gives optical clarity, has a comfortable handle with a built in LED light for easy reading. It has a 76mm (3") lens with a central high magnification area for close work. Batteries not included.



Sheet Magnifier

A rigid PVC sheet magnifier that gives a convenient way of reading large areas of print e.g. newspapers. 2 x magnification.
Dimension: 30 x 20 cm



Sheet Magnifier in Frame

A4 size acrylic framed sheet magnifier with stand, that gives a convenient way of reading large areas of print e.g. newspapers. Stand folds when not in use. 2 x magnification. Dimension 30 x 22 cm




Magnifying Viewer

This magnifier hangs by a cord from the user's neck, it has a moulded frame which when placed against the body enables the viewer to use the magnifier hands free. 2.5 x magnification.



Bed Tray

A wooden framed bed tray with folding legs. The laminated top has five positions for reading, writing, eating etc.
Approx. size 54cm x 30cm (21" x 12"), Leg height: 18cm (7")



Lap Tray

A tray with bean bag beneath that moulds to the contours of your legs to create a stable base from which to eat or work. The bean bag has Velcro fastenings that make it detachable for washing. The tray is supplied with an easy grip mat.

Tray size 46 x 36cm (18"x14").



Over chair / bed Table – with OR without castors

The frame is of tubular steel and is an ideal table where there is only a small amount of clearance between the floor and chair/bed. The table top is Laminated Teak and is adjustable in height from 61cm to 91cm (24" - 36") and can be tilted. The table top size is 61cm x 41cm (24" x 16"), with a small 1.5cm lip on the edges to prevent items slipping off.

Max load 15kg

As above but with Lockable castors



Adjustable Trolley

An epoxy coated steel frame in brown with two PVC shelves. This trolley has four swivel castors and a cut-away lower shelf, for ease of walking. The trolley has angled side handles which creates a comfortable hand grip, and gives user improved support.

Adjustable in height from: 83cm – 101cm (32" - 38")

Max load: 15kg



Height Adjustable Footrest

This footrest can be adjusted for a comfortable height and has a generously padded cushion with a soft pvc cover. Height adjustable from 15" to 21".

Dimension: 30 x 50 cm (12" x 20")

Max user weight: 100kg (16st)



Chairs

This high backed height adjustable chair is designed to be comfortable and hard wearing. The back of the chair is ergonomically shaped for improved lumbar support. There are a range of colours available.

Seat height 40-53cm (16"-21"), Seat width 48cm (19")

Max. user weight 140Kg (22 stones)



Electric Rise and Recliner Chairs

The Riser Recline chairs are all made for comfort and can be purchased with either single or dual motors. There is also a wide range of materials to choose from. These easily affordable chairs are available to order we will bring samples to your house in order to find the most suitable chair for you.



Elephant Feet Bed and Chair Raisers

This is a simple and strong one-piece grey leg raiser, made of PVC. Just place under bed or chair to raise the height. Extra wide top will support most types of furniture legs. A central recess allows castors to safely locate for stability. Two heights available 9cm (3.5"), 14cm (5.5")



Twister

A rubber cone with finger grip for opening jars etc.

Also available as an Easi Grip Dycem, circular in shape.



Dycem Grip Mats

The mats are made from an effective non-slip material and prevent items placed on them from moving.

Available in Round , Square and Rectangular



Ring pull Tin Opener

This ringpull tin opener makes opening tough tin ring pull easier, whilst protecting hands from sharp edges of the tin.



Tube Squeezer

This is ideal for one handed use and for those with arthritis. Useful in both bathroom and the kitchen.



Freehand Tray

A tough wipe clean white plastic tray with a moulded handle that can be folded away, dishwasher safe. The tray handle locks in place so that it can be carried with one hand allowing you to open doors climb stairs and support yourself safely.

Dimensions: 52 x 32cm (20.5" x 12.5").



Plate Sides / Surround

A flexible nylon guard which clips to the edge of a plate creating a high inward slope. The guard helps stop food being pushed off a plate.



Scoop Dish & Scoop Bowl

Scoop Dish – with moulded sides which helps people with limited hand control, has a non-slip suction base to hold the dish in place. Inside plate diameter 20cm (8”).



Scoop Bowl – similar to above but has deeper sides.
Bowl diameter: 14cm (5.5”)

Non-Returnable Straw

These straws have a one-way valve that stays filled with fluid even after removing the straw from the user's lips. This reduces the risk of sucking in too much air whilst drinking.



Clear Mug

A clear mug with a large easy grip handle. Supplied with one feeder and one anti-spill lid.



Caring Mug with Two Handles


A clear mug with two contoured and angled handles which provide an easy grip. Supplied with a lid which has a well designed spout.





Spill Proof Cup


This cup eliminates messy spills with a sturdy screw on lid and uses disposable straws. It has an easy grip handle.




<p>Clear Non spill Beaker</p> <p>A clear plastic beaker with grooved body for easy grip and an angled spout for ease of use.</p>	
---	---

<p>Nelson Knife</p> <p>Nelson Knife has a slim handle made of toughened PVC for one handed use. A broad stainless steel knife with a rocker cutting action and a pronged end which is used as a fork.</p> <p>Another version of this knife is made with light grey soft foam for the handle for a comfortable grip.</p>	
--	---

<p>Bendable Cutlery & Rocker knife</p> <p>A range of stainless steel cutlery mounted into an easy grip plastic built-up handle. The built-up handle helps those with a weak or restricted grip. The fork and spoon can be bent to any angle to suit the user's need.</p> <p>The knife has a rocker action to save bending the wrist.</p>	
--	--

<p>Caring Angled Cutlery</p> <p>These angled Stainless steel cutlery are designed to minimise wrist movement. They are hygienically sealed, and easy to clean. Length of handles 5". Available in single or as a full set.</p> <p>The junior set is similar to the above but smaller for children. Length of handle 4". Available in single or as a full set.</p>	
--	---

<p>Dining Bib</p> <p>Standard Dining Bib – a polyester blue bib with a PVC backing. It requires no washing but simply wipe clean with a damp cloth. The neck features a hook and loop fastening.</p> <p>Deluxe Dining Bib – a heavy duty bib in blue or red tartan, with waterproof backing and stud fastening.</p> <p>PVC Dining Bib with Trough – Velcro fastening, wipe clean.</p>	
---	---